

# POGLED 1

POGLED 2

35 50 60 20 20 20 20 275 140 355

ELEKTRONINSTALACIJE  
STROJNE INSTALACIJE  
OPREMA  
PROSTOR

ELEKTRONINSTALACIJE  
STROJNE INSTALACIJE  
OPREMA  
PROSTOR

Technical drawing of the POGLED 3 window unit, showing dimensions and components. The drawing includes a side view of the unit with a red 'F90' label on the lower right. Dimensions are provided in millimeters (mm) and centimeters (cm).

**Dimensions:**

- Overall width: 380 mm
- Overall height: 300 mm
- Unit width: 145 mm
- Unit height: 130 mm
- Distance from wall to unit: 40 mm
- Distance from unit to wall: 40 mm
- Distance from unit to wall: 50 mm
- Distance from unit to wall: 350 mm
- Distance from unit to wall: 120 mm
- Distance from unit to wall: 60 mm
- Distance from unit to wall: 45 mm
- Distance from unit to wall: 15 mm

**Components:**

- ELEKTRONINSTALACIJE (Electrical Installation)
- STROJNE INSTALACIJE (Mechanical Installation)
- OPREMA (Equipment)
- PROSTOR (Space)

POGLEĐ 4

Technical drawing showing a side view of a kitchen cabinet layout. The drawing includes dimensions and labels for components.

**Dimensions:**

- Overall width: 300
- Overall height: 300
- Section 1 height: 215
- Section 2 height: 210
- Section 3 height: 75
- Section 4 height: 60
- Section 5 height: 90
- Section 6 height: 50
- Section 7 height: 90
- Section 8 height: 50
- Section 9 height: 90
- Section 10 height: 50
- Section 11 height: 90
- Section 12 height: 50
- Section 13 height: 90
- Section 14 height: 50
- Section 15 height: 90
- Section 16 height: 50
- Section 17 height: 90
- Section 18 height: 50
- Section 19 height: 90
- Section 20 height: 50
- Section 21 height: 90
- Section 22 height: 50
- Section 23 height: 90
- Section 24 height: 50
- Section 25 height: 90
- Section 26 height: 50
- Section 27 height: 90
- Section 28 height: 50
- Section 29 height: 90
- Section 30 height: 50
- Section 31 height: 90
- Section 32 height: 50
- Section 33 height: 90
- Section 34 height: 50
- Section 35 height: 90
- Section 36 height: 50
- Section 37 height: 90
- Section 38 height: 50
- Section 39 height: 90
- Section 40 height: 50
- Section 41 height: 90
- Section 42 height: 50
- Section 43 height: 90
- Section 44 height: 50
- Section 45 height: 90
- Section 46 height: 50
- Section 47 height: 90
- Section 48 height: 50
- Section 49 height: 90
- Section 50 height: 50

**Labels:**

- ELEKTRONINSTALACIJE
- STROJE
- INSTALACIJE
- OPREMA
- PROSTOR

Technical drawing showing a side view of a kitchen cabinet layout. The drawing includes dimensions and labels for components.

**Dimensions:**

- Overall width: 300
- Overall height: 300
- Section 1 height: 215
- Section 2 height: 210
- Section 3 height: 75
- Section 4 height: 60
- Section 5 height: 90
- Section 6 height: 50
- Section 7 height: 90
- Section 8 height: 50
- Section 9 height: 90
- Section 10 height: 50
- Section 11 height: 90
- Section 12 height: 50
- Section 13 height: 90
- Section 14 height: 50
- Section 15 height: 90
- Section 16 height: 50
- Section 17 height: 90
- Section 18 height: 50
- Section 19 height: 90
- Section 20 height: 50
- Section 21 height: 90
- Section 22 height: 50
- Section 23 height: 90
- Section 24 height: 50
- Section 25 height: 90
- Section 26 height: 50
- Section 27 height: 90
- Section 28 height: 50
- Section 29 height: 90
- Section 30 height: 50
- Section 31 height: 90
- Section 32 height: 50
- Section 33 height: 90
- Section 34 height: 50
- Section 35 height: 90
- Section 36 height: 50
- Section 37 height: 90
- Section 38 height: 50
- Section 39 height: 90
- Section 40 height: 50
- Section 41 height: 90
- Section 42 height: 50
- Section 43 height: 90
- Section 44 height: 50
- Section 45 height: 90
- Section 46 height: 50
- Section 47 height: 90
- Section 48 height: 50
- Section 49 height: 90
- Section 50 height: 50

**Labels:**

- ELEKTRONINSTALACIJE
- STROJE
- INSTALACIJE
- OPREMA
- PROSTOR









































































The floor plan shows a building layout with several rooms and technical details:

- Top Left:** A room with two windows labeled **KJ2**. Below them is a door labeled **T-10.06**. A green line with text **Glej podrobnejši načrt ARH. 16.10/16.11/16.12** points towards the center.
- Top Center:** A room labeled **ST 4.K2** with dimensions **16,36 m<sup>2</sup>** and **16.36 m<sup>2</sup> (T.K13.2)**. Below it is a door labeled **T-8.32** and **K-8.52**.
- Top Right:** A room labeled **MECL8** with dimensions **15,79 m<sup>2</sup>** and **ENOMER talna obloga (T.K3)**. It features a large window and a door.
- Bottom Left:** A room labeled **MECL3.2** with dimensions **14,68 m<sup>2</sup>** and **ENOMER talna obloga (T.K3)**. It has a large window and a door.
- Bottom Center:** A room labeled **MECL5** with dimensions **15,65 m<sup>2</sup>** and **ENOMER talna obloga (T.K3)**. It features a large window and a door.
- Bottom Right:** A room labeled **MECL9** with dimensions **12,73 m<sup>2</sup>** and **ENOMER talna obloga (T.K3)**. It has a large window and a door.
- Far Right:** A room labeled **MECL6** with dimensions **20,91 m<sup>2</sup>** and **ENOMER talna obloga (T.K3)**. It features a large window and a door.
- Far Bottom Right:** A room labeled **MECL5.1** with dimensions **18,88 m<sup>2</sup>** and **ENOMER talna obloga (T.K3)**. It has a large window and a door.
- Central Corridor:** A corridor labeled **VCIL\_K\_110/225\_E** and **VCIL\_K\_110/225\_B** runs through the center.
- Other Labels:** **ST4**, **06**, **09**, **10**, **11**, **12**, **13**, **14**, **15**, **16**, **17**, **18**, **19**, **20**, **21**, **22**, **23**, **24**, **25**, **26**, **27**, **28**, **29**, **30**, **31**, **32**, **33**, **34**, **35**, **36**, **37**, **38**, **39**, **40**, **41**, **42**, **43**, **44**, **45**, **46**, **47**, **48**, **49**, **50**, **51**, **52**, **53**, **54**, **55**, **56**, **57**, **58**, **59**, **60**, **61**, **62**, **63**, **64**, **65**, **66**, **67**, **68**, **69**, **70**, **71**, **72**, **73**, **74**, **75**, **76**, **77**, **78**, **79**, **80**, **81**, **82**, **83**, **84**, **85**, **86**, **87**, **88**, **89**, **90**, **91**, **92**, **93**, **94**, **95**, **96**, **97**, **98**, **99**, **100**.

- [illegible]

\*za legendo opreme v tlorisu in pogledih glej list št. TO-SPL-03

\*za legendo opreme v tlorisu in pogledih glej list št. TO-SPL-03


- | TLORIS  |                |  |
|---|----------------|--|
|    | osredin. pulsa | referenčna točka sredinskega pulsa     |
|    | os dig.        | referenčna točka digitorija            |
|    | Odv DN50       | talni odvod (kotlarni v tlorisu)       |
|    |                | stena - čist prostor                   |
|    |                | obloga - čist prostor                  |
|    |                | stenski kanal za odvod zraka (predlog) |
|    |                |  |
|    |                |  |
|    |                |  |
|    |                |  |
|    |                |  |
|    |                |  |
|    |                |  |
|    |                |  |
|    |                |  |
|    |                |  |
|    |                |  |
|    |                |  |
|    |                |  |
|    |                |  |
|    |                |  |
|    |                |  |
|    |                |  |
|    |                |  |
|    |                |  |
|    |                |  |
|    |                |  |
|   |                |  |
|  |                |  |
|  |                |  |
|  |                |  |
|  |                |  |
|  |                |  |
|  |                |  |
|  |                |  |
|  |                |  |
|  |                |  |
|  |                |  |
|  |                |  |
|  |                |  |
|  |                |  |
|  |                |  |
|  |                |  |
|  |                |  |
|  |                |  |
|  |                |  |
|  |                |  |
|  |                |  |
|  |                |  |
|  |                |  |
|  |                |  |
|  |                |  |
|  |                |  |
|  |                |  |
|  |                |  |
|  |                |  |
|  |                |  |
|  |                |  |
|  |                |  |
|  |                |  |
|  |                |  |
|  |                |  |
|  |                |  |
|  |                |  |
|  |                |  |
|  |                |  |
|  |                |  |
|  |                |  |
|  |                |  |
|  |                |  |
|  |                |  |
|  |                |  |
|   |                |  |

*Journal of Management Inquiry* 18(6) 709–724  
© The Author(s) 2009  
Reprints and permissions:  
<http://www.sagepub.com/journalsPermissions.nav>

- 60 60  
ZACESTEN POLAGANJE
- koše - stropne plošče  
označa za začetek polaganja plošč  
kovinskega tehničnega stropa
- TLORIS - STROP - strojne instalacije**
- strojni elementi - glej načrt strojn. instalacij
- strojni elementi prežveščanja  
čisti prostori -  
glej načrt strojn. instalacij
- stropni profil - plošče  
odprtina v kovinskem stropu -  
predisal instalacije za središnji put
- TLORIS - STROP - elektro instalacije**
- zastilna razsvetljava, glej načrt el. instalac.
- javljajki požara, glej načrt el. instalacij
- linjska stropna svetilka - glej načrt el. inst.
- stropne svetilke v čistih prostorih -  
informativno, potrjen delavnimi  
načrti in tračun

---

- odvod zraka - ogrevanje  
varnostna  
varnostna  
varnostna  
varnostna F90
- odvod zraka  
ogrevanje  
varnostna  
varnostna K/B
- odvod zraka  
Ro - odsevalna  
naka  
Na - odsevalna  
nasa
- odvod zraka  
digestor
- napejalva - dig.  
in sred. pila - voda
- WHC - toplina sand. voda  
WNC - hladna sand. voda  
WDC - demineralizirana voda
- odl. mesto za pline in komprimiran zrak na steni
- HV - hladna voda  
TV - toplota voda  
DV - demin. voda  
OD - odtok
- napeljava - dig. in sred. pila - voda
- WHC - toplina sand. voda  
WNC - hladna sand. voda  
WDC - demineralizirana voda
- čisti prostori - stenska rešetka  
za odvod zraka pri šeh (predlog)

- 
- el. vtičnice na PP kan.
  - 3 f. a. 3 f. 0.10
  - detekcija plinov
  - bolniški kanal s priklj.
  - el. vtičnica
  - 3 f. a. 3 f. 0.10
  - 3 f. a. 3 f. 0.10
  - el. vtičnica
  - DEA vtičnica
  - UPS vtičnica
  - dvojna podatk. vtičnica
  - fiksni priključek
  - ELP 400V - 3 f. a. 3 f. 0.10
  - ELP 230V - 1 f. a. 1 f. 0.10
  - LAN - podatkovni priključek

Univerza v Ljubljani

[illegible]

Art je last podjetja Biro Arcus d.o.o. Neopoblašdreno kopiranje in razmnoževanje ni dovoljeno.